



Plano Fire-Rescue

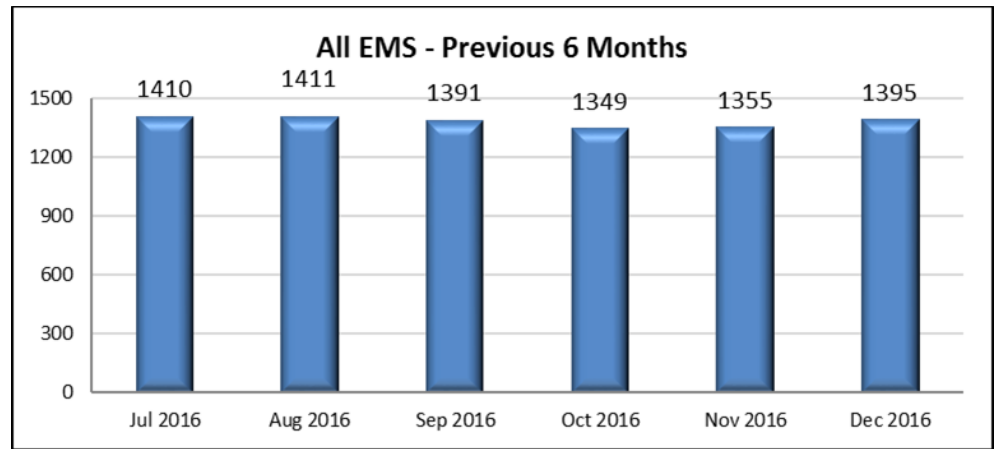
Monthly Update
December 2016

CALLS FOR SERVICE

Emergency Medical Services

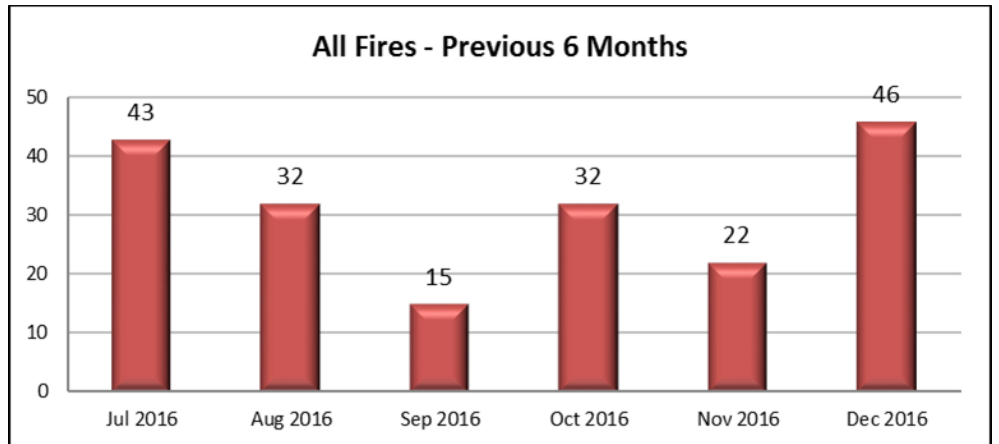
^Total Cardiac Arrests	9
^Total Saves*	1
^Utstein Cardiac Arrests	1
^Utstein Saves*	1
Myocardial Infarctions	5
Strokes	9
Motor Vehicle Accidents	192
Total EMS Calls	1395

^ Data from CARES Report.
* Discharged from hospital neurologically intact.



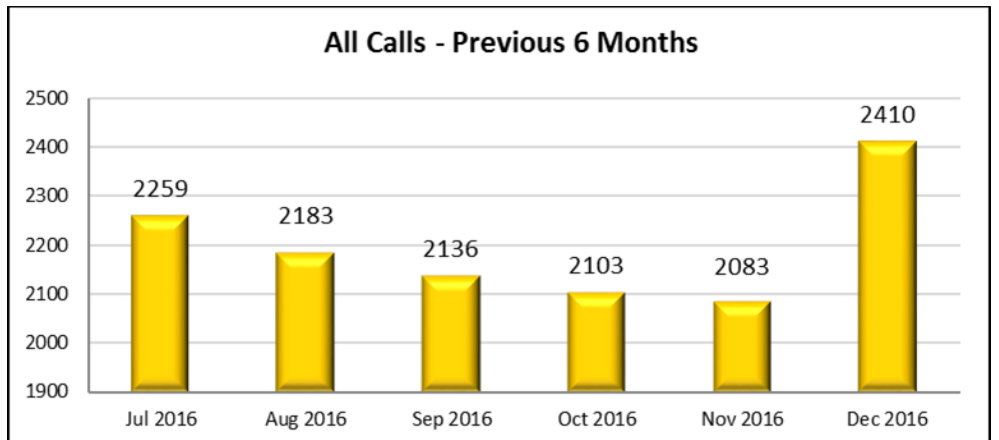
Fire Services

Structure Fires	7
Passenger Vehicle Fires	2
Grass/Brush/Vegetation Fires	7
Other Fires	30
Total	46



All Calls

Fires	46
EMS	1395
Hazardous Conditions	58
False Alarms/Calls	238
Good Intent Calls	415
Service Calls	253
Other Calls	5
Total Calls	2410





RESPONSE TIMES

ALL EMERGENT CALLS

	5 Year Average for December	December 2016 Average	December 2016 90 th Percentile
Turnout Dispatch to Enroute	00:55	00:58	01:28
Travel Enroute to Arrival	04:19	04:30	07:25
FD Response Dispatch to Arrival	04:53	04:56	07:07

CITIZEN SURVEY RESPONSES

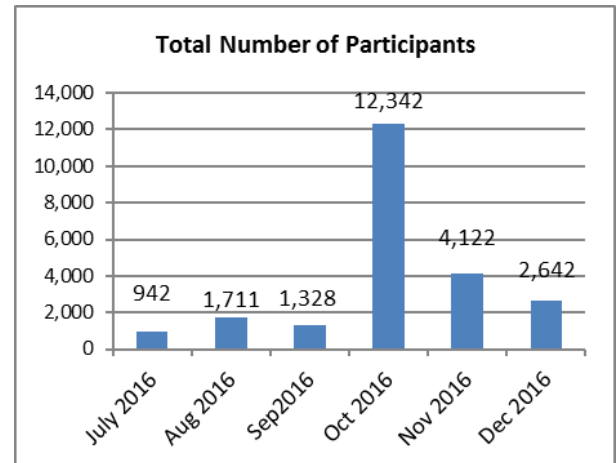
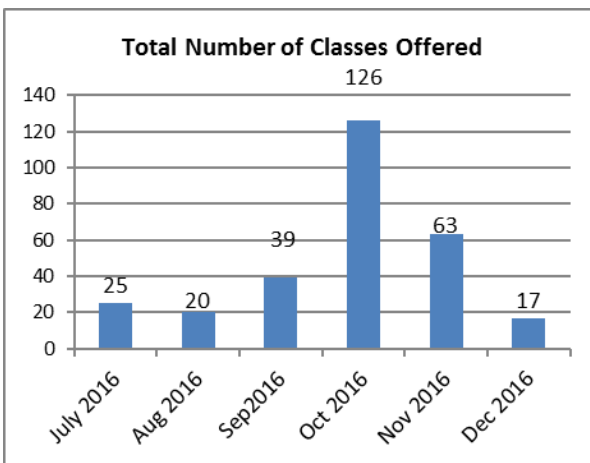
NOVEMBER 2016

Due to SafetyPAD database changes, surveys were mailed out late and will be reported on next month

	Response Time	Quality of Service	Courtesy of Personnel	Appearance of Personnel
Exceeded	-	-	-	-
Met	-	-	-	-
Did Not Meet	-	-	-	-

PUBLIC EDUCATION AND OUTREACH

	December 2016	July—December 2016	July—December 2015
Total Number of Classes Offered	17	290	312
Total Number of Participants	2,642	23,087	18,372
Number of CPR Classes Offered	1	11	9
Number of CPR Participants	120	303	626



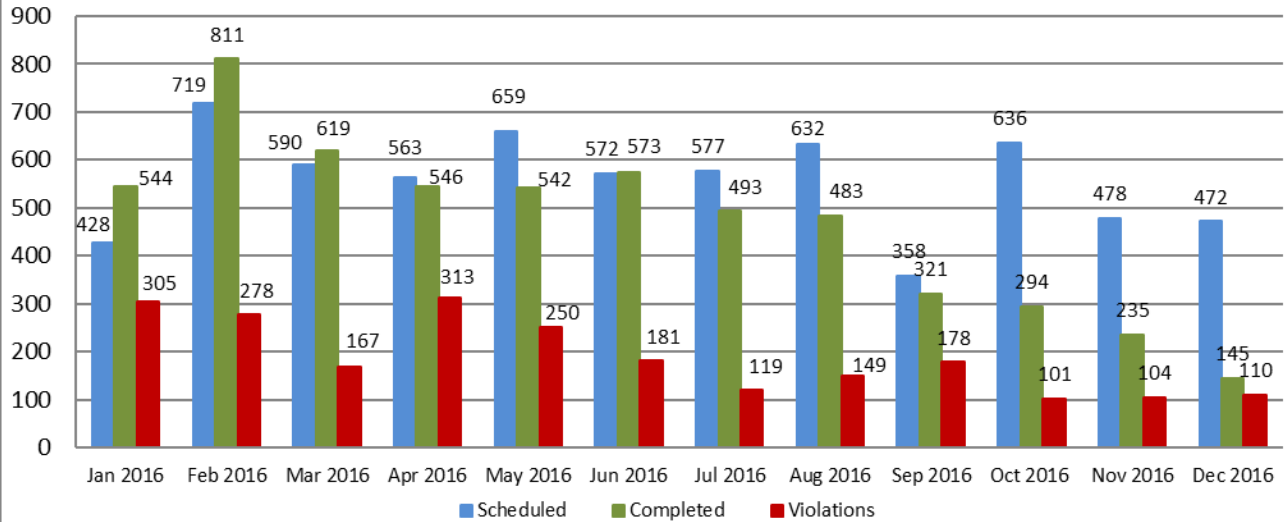
DECEMBER 2016



EXISTING BUILDING INSPECTIONS

	December 2016	December 2015
Scheduled	472	514
Completed	145	270
Violations	110	110

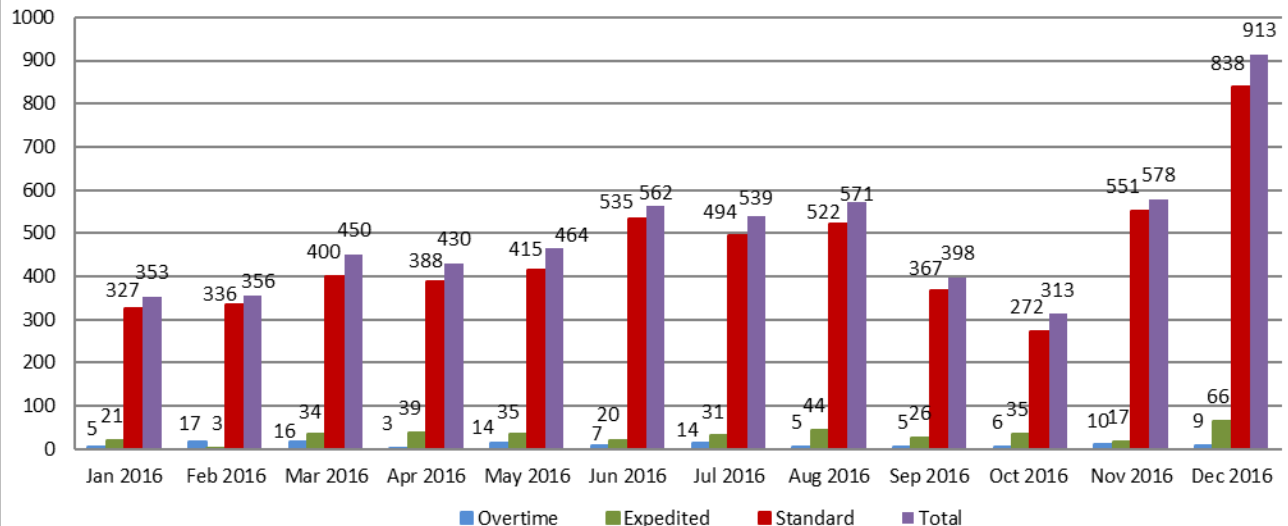
Existing Building Inspections - 2016



NEW CONSTRUCTION INSPECTIONS

	December 2016	December 2015
Standard	838	329
Expedited	66	30
Overtime	9	14
Total	913	373

New Construction Inspections - 2016

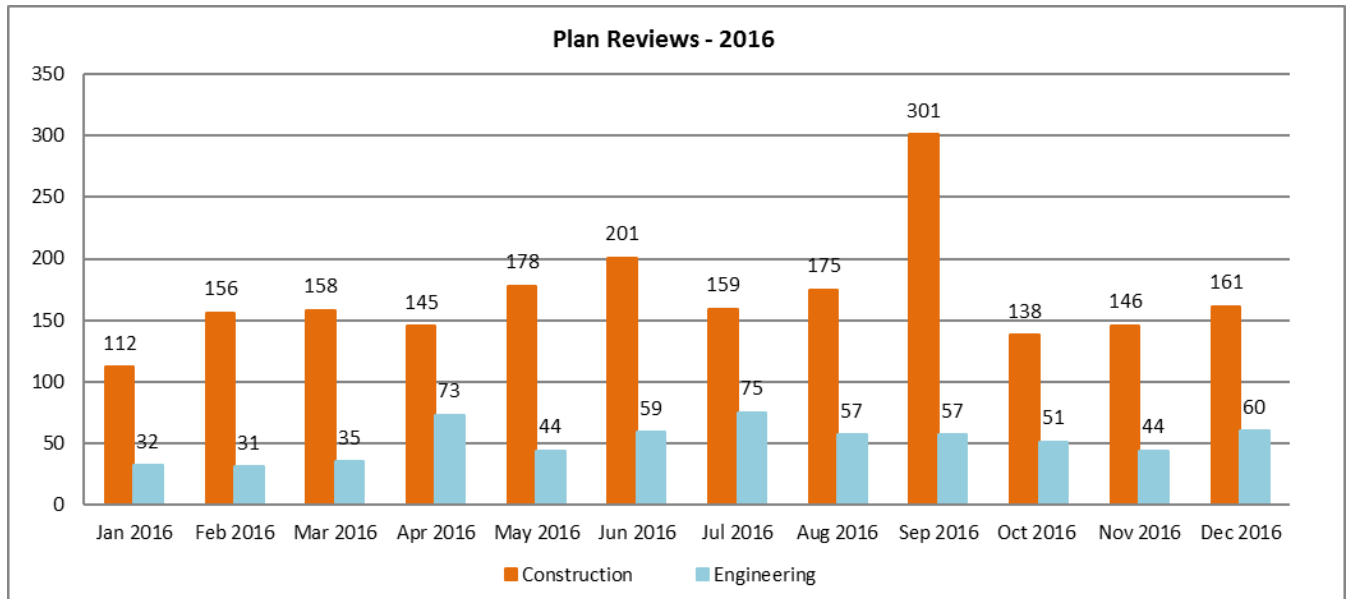


DECEMBER 2016



PLAN REVIEWS

	December 2016	December 2015
Construction	161	139
Engineering	60	48



FIRE LOSSES AND INVESTIGATIONS

	December 2016	December 2015
Investigations	2	1
Fires > \$10K Loss	5	0

ITEMS OF INTEREST

The Community Outreach & Education Office wrapped up 2016 with the following numbers:

A total of 531 programs including fire and life safety education programs, LAFS (Life And Fire Safety) Clown programs, CPR/AED classes, etc. with more than 45,988 citizens impacted through these classes and programs!

DECEMBER 2016